

HX145ALCR

CRAWLER EXCAVATOR



SERIES / HX145ALCR

Gross Power
100 kW (134 HP) at 2,200 rpm

Bucket Capacity
0.50 ~ 0.77 m³

Net Power
98 kW (131 HP) at 2,200 rpm

Operating Weight
15,430 kg

READY TO CHANGE YOUR WORLD

Our new A-Series HX145A LCR crawler excavator is ready to build your world. Its high performance engine delivers better productivity and fuel efficiency while meeting EU Stage V emissions regulations. Featuring a new tough exterior design with short tailswing, added safety features and greater serviceability, you can rely on the HX145A LCR to perform the toughest jobs in tight spaces such as urban construction sites and narrow roads.




THE BEST PRODUCTIVITY AND FUEL EFFICIENCY

From its upgraded, eco-friendly engine to its carefully chosen control technologies, the HX145A LCR excavator helps operators to achieve new heights of productivity. Hyundai's EPIC (Electric Pump Independent Control) hydraulic system, in connection with automatic engine shutdown, eco gauge and lifting mode, allows the machine to deliver the exact performance and efficiency when and where it's needed.

EU Stage V Certified Engine

Featuring an EGR-free design that delivers 3% more power and 12% more peak torque, that when combined with increased fuel economy and longer maintenance intervals contribute to a reduced cost of operation.



The Cummins F3.8 engine satisfies the strictest environmental emission regulation in the world including a 60% reduction in Particulate Matter (PM).

The technology to improve efficiency

EPIC

The HX A-Series adopts the upgraded EPIC system. It is able to optimise pump flow rate and power at various working conditions through the individual pump control. Furthermore, the optimised design of MCV and pipe line minimises energy loss such as conflux and throttle loss.

Lifting mode

This work mode improves fine control and lift capability through RPM reduction, power boost activation and pump flow control.

Automatic Engine Shutdown

Adjustable 'Automatic Engine Shutdown' significantly reduces idle time, overall operating hours and fuel consumption.



Lifting mode

UP TO
6% EFFICIENCY
(Compared to previous model)

All the information to improve economy

Eco report

It reports on any inefficient operation status and helps improve an operator's working habit

Fuel rate information

Fuel information is displayed as average rate and latest fuel consumed, for guidance to economical operating.

Eco gauge

Helps operators to reduce emissions and running costs by constantly monitoring efficiency. It displays engine workload and fuel-saving status while the machine is working.



Eco Gauge

Increased fuel economy and longer maintenance intervals contribute to a reduced cost of operation.



NEW EXTERIOR DESIGN FOR ROBUSTNESS AND SAFETY

The true value of the HX A-Series lies in its durability and high productivity. The robust upper and lower frame structure can endure external shock and heavy workloads. Attachment performance has been proven through rigorous field testing. No matter how tough the working environment is, you can always rely on Hyundai A-Series HX excavators.

Tougher from the ground up

Reinforced durability ▶

The upper and lower structure and attachments of HX A-Series machines have higher durability than demanded on site, as proven through numerous tests including on the road and virtual simulation. The wear resistance of the bucket has also been improved by using a new, harder material.

Durable cooling module ▼

The HX A-Series has a durable cooling module that has passed stringent tests, demonstrating the highest productivity in tough working environments.

The robust upper and lower frame structure can endure external shock and heavy workloads.



Cabin structure

The HX A-Series cabin structure uses integrally welded low-stress, high strength steel to meet ROPS and FOG certification.

- **ROPS:** Roll-Over Protective Structures ISO12117-2
- **FOG:** Falling Object Guard, ISO10262 Level2



Hi-grade (high-pressure) hoses ▲

The HX A-Series uses high-pressure hoses with improved heat and pressure resistance, greatly increasing the durability of the equipment.

Dozer option adds extra versatility.



EASY CONTROL AND COMFORTABLE OPERATION

Many electronic functions are concentrated in the most convenient spot for operators to improve work efficiency. The highly-advanced infotainment system, a product of Hyundai's intensive information technology development, enables both productivity and comfort while working! The HX A-Series really is designed with the operator in mind.

Ergonomic for efficient operation

Intelligent & wide cluster ▶

The 8" capacitive-type display is similar to a smartphone to deliver excellent legibility. The centralised switches on the display allow convenient checking and operation of key functions.



One pedal to travel straight ▶

One pedal for straight travel is available for customers' convenience when long distance travelling or a combination of attachment work with travelling is necessary.



Proportional auxiliary hydraulic system ▶

A proportional control switch with better speed control provides operators with added convenience whenever they do time-consuming work. This function can also be switched to control by foot pedal, by changing the setting in the cluster menu.



Front side vents ▶

Front side vents provide front window demisting and direct clean fresh air to the operator.



Functionality at your fingertips

Boom/Arm speed

Boom-up speed compared to swing speed can be adjusted by activating/deactivating the boom priority function. Arm-in speed can be also tuned by activating/deactivating the arm regeneration function.

Work mode memory

The operator can save machine settings, so that they are applied when starting the machine.

OME (Owner Menu Editing)

The machine owner can restrict operator access to the set of functions via the menu as well as locking or unlocking it. A password is then needed to access the functions.

Fine (cushion/free) swing control

This option enables smooth movement at the start and stop of swing operation (cushion swing). In addition, it reduces the shaking of the weight when lifting operation (free swing).


The HX A-Series is designed with the operator in mind. Many electronic functions are concentrated in the most convenient spot for operators to improve work efficiency.

Pilot pressure operated joysticks and pedals with detachable lever provide almost effortless operation.

13%
INCREASE IN CABIN SPACE

THE ULTIMATE SAFE ENVIRONMENT

The Hyundai approach to safety goes far beyond just meeting regulatory standards. We prioritise safety in every aspect of our machines and work with our customers to keep improving protection for operators, co-workers, passers-by, surrounding buildings and of course the machines themselves.



Secure field of vision in all directions through ten views including 3D bird's eye view and 2D/4CH view.

Visibly safer

AAVM (Advanced Around View Monitoring) camera system

The HX A-Series has a state-of-the-art AAVM video camera system to give an unobscured 360 degree field of vision for operators.

- IMOD (Intelligent Moving Object Detection): Informs when people or dangerous objects are detected within the range of operation (recognition distance: 5m).



Built for safer operation

Cabin viscous mount

A coil spring and damper inside the cabin viscous mounts improve durability and provide a comfortable operating environment that lessens fatigue.

Emergency engine stop switch

A manual engine stop switch located behind the seat can be used in emergencies. It can also be reached from outside the cabin.

Side camera

In addition to the standard rear view camera, there is an optional right hand side camera for giving the operator improved visibility.

Seat belt warning alarm

If the seat belt is not buckled when the ignition key is turned, an alarm is triggered in intervals along with a continuous visual alert. This emphasises our priority for operator safety.

Electronic swing brake

An electronic valve and control system has been added to improve safety and utilisation. The opening and closing time of the swing brake valve is controlled according to the sensing and control system.

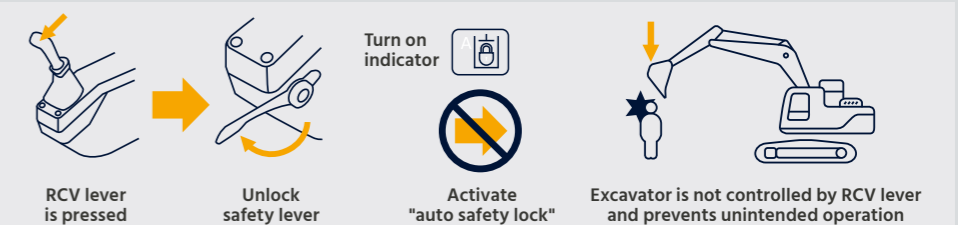


Visibility and handle improvement

Visibility through the cabin door has been improved as has the handle design, to offer greater convenience when getting in and out of the cabin.

Activate Auto Safety Check

The Auto Safety Lock prevents unintended operation due to the excavator not being controlled solely by the RCV lever.



SERVICEABILITY AND TELEMATICS

Our A-Series excavators are designed with quick, low-effort servicing in mind. Every component and material has been optimised to ensure a long, trouble-free life. Hyundai's innovative Hi MATE telematics system enables full monitoring of machine activity and performance. Maximum connectivity is integrated to help owners create a smart construction site and protect profitability as their business grows.

Less maintenance. More uptime

Improved routine maintenance

Easy access for maintenance means regular checks get done faster, giving you more uptime and reducing operating costs. Ground level access to filters, lube fittings and master switches make servicing more convenient.

2 x longer lasting filter (1000 hr)

Service intervals have increased by 100% from 500hrs to 1000hrs when using CK-4 engine oil on the following items, engine oil, pre-filter, engine oil filter and fuel filter.

100%
IMPROVEMENT IN
SERVICE INTERVALS



Hi MATE

It's convenient, easy and valuable. Hi MATE, Hyundai's remote management system, utilises GPS-satellite technology to provide customers with the highest level of service and product support available.

Increase productivity

By providing information such as service hours, idle time and fuel consumption, Hi MATE saves you money and improves productivity. Service alerts enable better maintenance planning.

ECD

(Engine Connected Diagnostics)

ECD provides troubleshooting information as well as tailored servicing. Service technicians are supported with remote diagnostics allowing them to achieve quick resolution rate

Monitor your machines

Hi MATE's real-time location information allows convenient monitoring of your equipment via the Hi MATE website or mobile app.

Mobile fleet app

Our Mobile Fleet app provides all the information you need to run your fleet efficiently and economically.

Improve Security

Protect your equipment from theft or unauthorised usage. Hi MATE's geofencing alerts notify you automatically when a machine leaves a predetermined zone.



HCE-DT Air connects you and your equipment wirelessly via smartphone and laptop right on site.

Keeping you covered

Hyundai genuine parts and accessories are designed to keep your machine running at optimum performance, providing increased uptime, comfort and productivity. Our 13000m² European Parts Warehouse guarantees 24-hour delivery across our dealer network.

Hyundai Standard and Extended Warranty Programmes are also available, providing peace of mind and giving you full control over your operating costs.



TAKE THE TOUR!

Productivity & Efficiency

- EU STAGE V Engine
- Eco Report
- Lifting Mode
- EPIC
- Fuel Rate Information
- Eco Gauge
- Automatic Engine Shutdown

Safety

- Auto safety lock
- Electronic swing brake
- AAVM camera system
- Side view camera
- Seatbelt warning alarm
- Emergency engine stop switch

Serviceability & Connectivity

- Hi MATE
 - ECD (Engine Connected Diagnostics)
 - Mobile fleet app
- HCE-DT Air
- Longer lasting filter
- Improved routine maintenance

Durability

- ROPS & FOG cabin
- Reinforced durability
- Durable cooling module
- High-grade hoses

4
SERIES HX145ALCR

Ease of Use

- Work mode memory
- Visibility and handle improvement
- One pedal straight travel
- Proportional auxiliary hydraulic system
- 2 way proportional RCV & pedal control selection
- Fine (cushion/free) swing control
- Intelligent & wide cluster
- OME (Owner Menu Editing)
- Boom / arm speed adjustment



SPECIFICATIONS

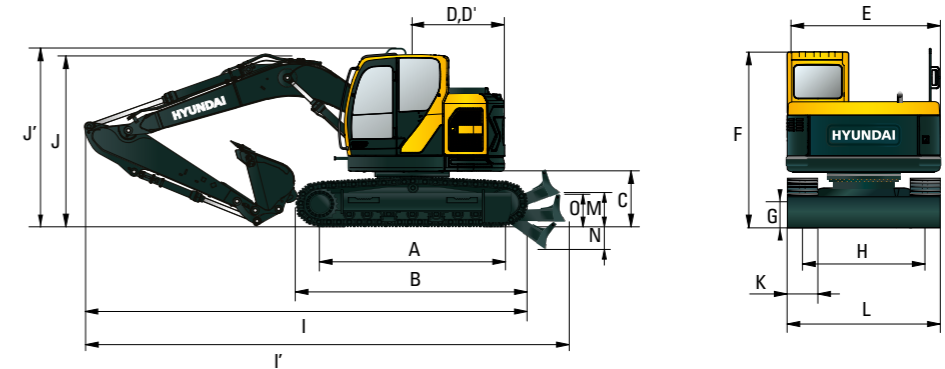
SPECIFICATIONS		HW145ALCR	
ENGINE			
Maker / Model	Cummins F3.8		
Type	4-cycle, turbocharged, charge air cooled, electronic		
Gross Power (SAE J1995)	100 kW (134 HP) at 2200 rpm		
Net Power (SAE J1349)	98 kW (131 HP) at 2200 rpm		
Max. Power	100 kW (134 hp) at 2200 rpm		
Peak Torque	550 N m at 1500 rpm		
Displacement	3.8 l (229 cu in)		
HYDRAULIC SYSTEM			
MAIN PUMP			
Type	Variable displacement tandem axis piston pumps		
Max. flow	2 x 127 l/min		
PILOT PUMP			
Type	Fixed displacement gear pump single stage		
Max. flow	29.3 l/min		
HYDRAULIC MOTORS			
Travel	Variable displacement axial piston motor		
Swing	Two fixed displacement axial piston motor		
RELIEF VALVE SETTING			
Implement Circuits	350 kgf/cm ²		
Travel	350 kgf/cm ²		
Power Boost (Boom, Arm, Bucket)	380 kgf/cm ²		
Swing Circuit	280 kgf/cm ²		
Pilot Circuit	40 kgf/cm ²		
HYDRAULIC CYLINDERS			
No. of Cylinder Bore X Stroke	Boom: 2-Ø105 x 1105 mm		
	Arm: 1-Ø115 x 1138 mm		
	Bucket: 1-Ø100 x 850 mm		
	Blade: 2-Ø100 x 250 mm		
	2PCS	1st: 2-Ø105 x 995 mm	
* Hyundai Bio Hydraulic Oil (HBHO) available			
DRIVES & BRAKES			
Drive Method	Fully hydrostatic type		
Drive Motor	Axial piston motor, in-shoe design		
Reduction System	Planetary reduction gear		
Max. Drawbar Pull	HX145A LCR	HX145A LCR HW	
	12672 kgf	16717 kgf	
Max. Travel Speed (High / Low)	3.3 km/hr / 5.6 km/hr	2.5 km/hr / 4.4 km/hr	
Gradeability	35° (70%)		
Parking Brake	Multi wet disc		
CONTROLS			
Pilot Control	Two joysticks with one safety lever		
	(LH): Swing and arm,		
	(RH): Boom and bucket		
Traveling and Steering	Two levers with pedals		
Engine Throttle	Electric, Dial type		
SWING SYSTEM			
Swing Motor	Fixed displacement axial piston motor		
Swing Reduction	Planetary reduction gear		
Swing Bearing Lubrication	Grease-bathed		
Swing Brake	Multi wet disc		
Swing Speed	11.4 rpm		

SPECIFICATIONS		HW145ALCR		
SERVICE CAPACITIES				
		liter		
Fuel Tank		210		
Engine Coolant		24.5		
Engine Oil		12		
Swing Device		3.5		
Final Drive (Each)		2.3		
Hydraulic System (Including Tank)		180		
Hydraulic Tank		96		
Def/Adblue®		27		
UNDERCARRIAGE				
The X-leg type center frame is integrally welded with reinforced box-section track frames. The undercarriage includes lubricated rollers, idlers, track adjusters with shock absorbing springs and sprockets, and a track chain with double or triple grouser shoes.				
Center Frame	X - Leg Type			
Track Frame	Pentagonal Box Type			
	HX145A LCR (D)	HX145A LCR HW		
No. of Shoes on Each Side	47	47		
No. of Carrier Roller	2 x 2	2 x 2		
No. of Track Roller	2 x 7	2 x 7		
No. of Rail Guard	2	Full Rail Guard		
OPERATING WEIGHT				
Operating weight, including 4600 mm boom, 2500 mm arm, SAE heaped 0.58 m ³ bucket, lubricant, coolant, full fuel tank, full hydraulic tank, and all standard equipments.				
OPERATING WEIGHT				
Shoes	Operating Weight		Ground Pressure	
Type	Width (mm)	kg	kgf / cm ²	
Triple Grouser	500	HX145A LCR	15215	0.46
		HX145A LCR (Rubber Pad)	15185	0.45
		HX145A LCRD	16015	0.48
		HX145A LCRD (Rubber Pad)	15985	0.47
		HX145A LCR	15430	0.39
	600	HX145A LCR (Rubber Pad)	15990	0.40
		HX145A LCRD	16240	0.41
		HX145A LCRD (Rubber Pad)	16800	0.42
	700	HX145A LCR	15650	0.34
		HX145A LCRD	16465	0.35
800	HX145A LCR HW	17880	0.39	
		HX145A LCR HW	18120	0.34
NOISE				
Operator Sound Pressure Level (ISO 6396:2008)		70 dB(A)		
Exterior Sound Power Level (ISO 6395:2008)		99 dB(A)		
AIR CONDITIONING SYSTEM				
The air condition system for the machine contains the fluorinated greenhouse gas with global warming potential of R134a. (Global Warming Potential : 1.430) The system hold 0.75 kg refrigerant consisting of a CO ₂ equivalent of 1.07 metric tonnes. For more information, Please refer to the manual.				

DIMENSIONS & WORKING RANGE

HX145A LCR / HX145A LCRD MONO BOOM DIMENSIONS

4.10 m, 4.60 m BOOM and 1.90 m, 2.10 m, 2.50 m, 3.00 m ARM



Unit : mm

A	Tumbler Distance	3090
B	Overall Length of Crawler	3836
*C	Ground Clearance of Counter Weight	918
**D	Tail Swing Radius	1530
	Rear-End Length	1530
E	Overall Width of Upper Structure	2484
*F	Overall Height of Cab	2835
*G	Min. Ground Clearance	429
H	Track gauge	1990
*J'	Overall Height of Guardrail	3105

	4600	4100		
Boom length	4600	4100		
Arm length	2100	2500	3000	1900
I Overall Length	6990	6965	6885	6490
***I' Overall Length	7425	7400	7320	6925
*J Overall Height of Boom	2895	2925	3260	3005

K	Track Shoe Width	500	600	700
L	Overall Width	2490	2590	2690

***M	Ground clearance of blade up	423
***N	Depth of blade down	430
***O	Height of blade	575

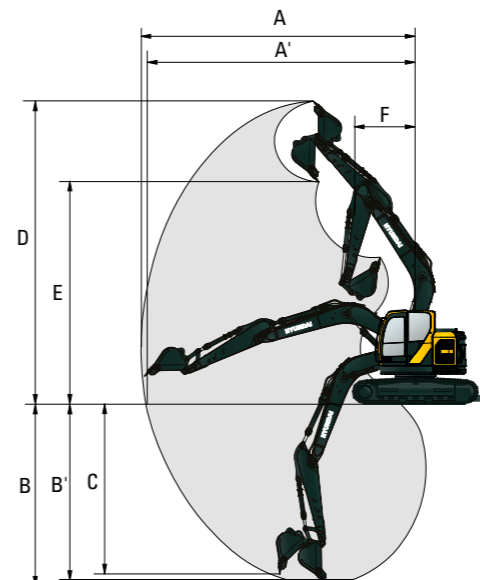
* This figure includes the size of grousers.

** STD counterweight.

*** With dozer blade.

HX145A LCR / HX145A LCRD MONO BOOM WORKING RANGE

Unit : mm

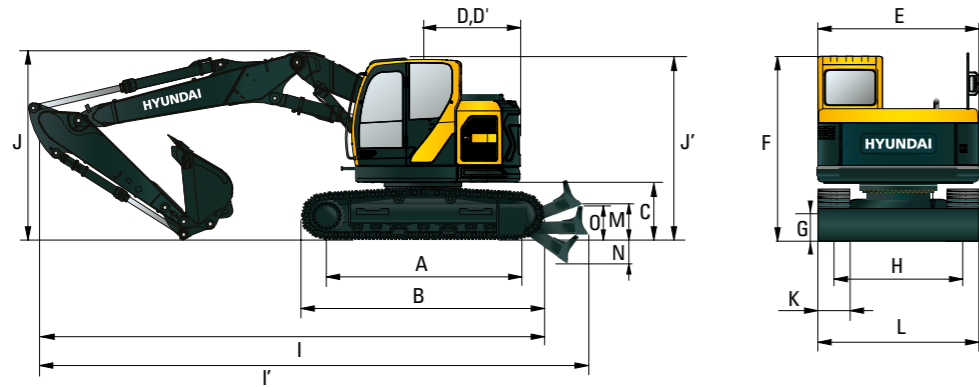


Boom Length	4600			4100
Arm Length	2100	2500	3000	1900
A Max. Digging Reach	7890	8300	8765	7210
A' Max. Digging Reach on Ground	7740	8160	8630	7040
B Max. Digging Depth	5040	5440	5940	4375
B' Max. Digging Depth (8' Level)	4800	5230	5760	4130
C Max. Vertical Wall Digging Depth*	4590	4,990	5490	3930
D Max. Digging Height	8990	9370	9750	8395
E Max. Dumping Height	6500	6880	7255	5900
F Min. Swing Radius	2100	2050	2330	2010

DIMENSIONS & WORKING RANGE

HX145A LCR / HX145A LCRD 2-PIECE BOOM DIMENSIONS

4.90 m 2-Piece BOOM and 2.10m, 2.50 m ARM



Unit : mm

A	Tumbler Distance	3090
B	Overall Length of Crawler	3836
*C	Ground Clearance of Counter Weight	918
**D	Tail Swing Radius	1530
	Rear-End Length	1530
E	Overall Width of Upper Structure	2484
*F	Overall Height of Cab	2835
*G	Min. Ground Clearance	429
H	Track gauge	1990
*J'	Overall Height of Guardrail	3105

	Boom length	4900		
	Arm length	2100	2500	
I	Overall Length	7310	7290	
***I'	Overall Length (W/Dozer)	7645	7625	
*J	Overall Height of Boom	2660	2670	

K	Track Shoe	500	600	700
M	Overall Width	2490	2490	2690

***M	Ground clearance of blade up	423
***N	Depth of blade down	430
***O	Height of blade	575

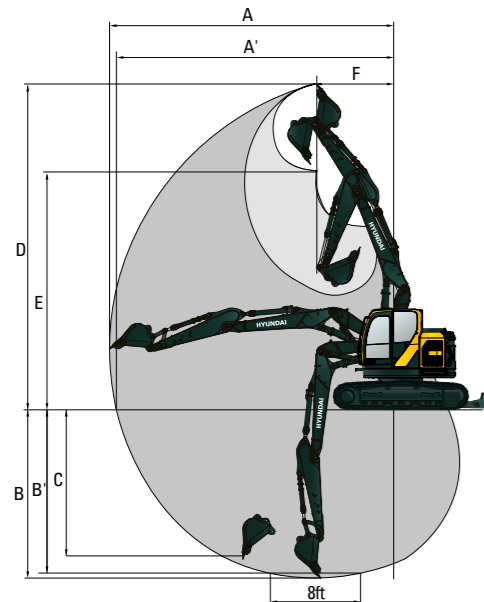
* This figure includes the size of grouser.

** STD counterweight.

*** With dozer blade.

HX145A LCR / HX145A LCRD 2-PIECE BOOM WORKING RANGE

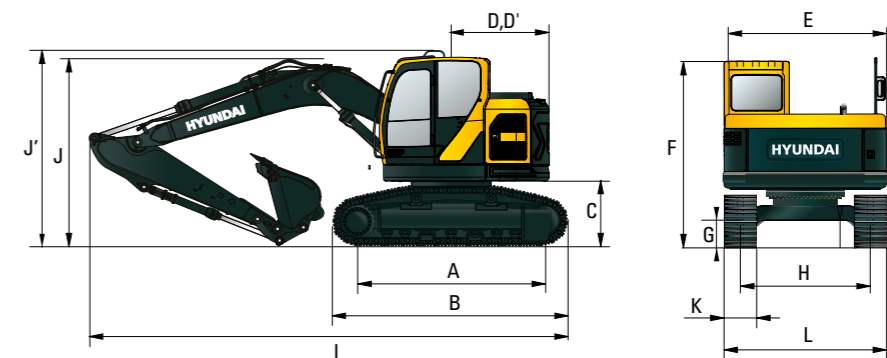
Unit : mm



Boom Length	4900		
Arm Length	2100	2500	
A	Max. Digging Reach	8270	8680
A'	Max. Digging Reach on Ground	8130	8540
B	Max. Digging Depth	5190	5600
B'	Max. Digging Depth (8' Level)	5080	5490
C	Max. Vertical Wall Digging Depth*	4540	5000
D	Max. Digging Height	9370	9750
E	Max. Dumping Height	6880	7260
F	Min. Swing Radius	2310	2250

HX145A LCR HW MONO BOOM DIMENSIONS

4.10 m, 4.60 m BOOM and 1.90 m, 2.10 m, 2.50 m, 3.00 m ARM



Unit : mm

A	Tumbler Distance	3030
B	Overall Length of Crawler	3820
*C	Ground Clearance of Counter Weight	1193
**D	Tail Swing Radius	1530
	Rear-End Length	1530
E	Overall Width of Upper Structure	2484
*F	Overall Height of Cab	3155
*G	Min. Ground Clearance	603
H	Track gauge	2040
*J'	Overall Height of Guardrail	3380

	Boom length	4600		
	Arm length	2100	2500	3000
I	Overall Length	6990	6965	6885
*J	Overall Height of Boom	2940	2930	3275

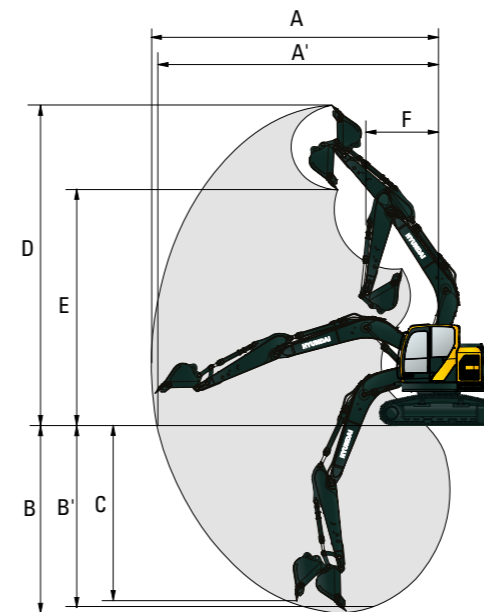
K	Track Shoe Width	700	800
L	Overall Width	2740	2840

* This figure includes the size of grouser.

** STD counterweight.

HX145A LCR HW MONO BOOM WORKING RANGE

Unit : mm



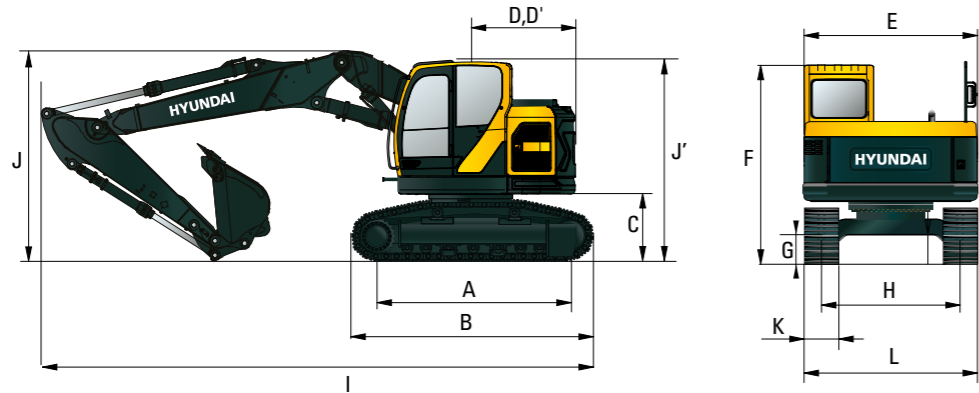
Boom Length	4600				
Arm Length	1900	2100	2500	3000	
A	Max. Digging Reach	7750	7920	8320	8780
A'	Max. Digging Reach on Ground	7590	7760	8170	8640
B	Max. Digging Depth	4915	5115	5515	6015
B'	Max. Digging Depth (8' Level)	4650	4860	5300	5830
C	Max. Vertical Wall Digging Depth*	4470	4660	5065	5570
D	Max. Digging Height	8130	8200	8530	8800
E	Max. Dumping Height	5690	5770	6080	6350
F	Min. Swing Radius	2620	2670	2650	2670

* This dimension varies with kinds of buckets.

DIMENSIONS & WORKING RANGE

HX145A LCR HW 2-PIECE BOOM DIMENSIONS

4.9 m 2-Piece BOOM and 2.1 m, 2.5 m ARM



A	Tumbler Distance	3030
B	Overall Length of Crawler	3770
*C	Ground Clearance of Counter Weight	1205
**D	Tail Swing Radius	2345
	Rear-End Length	2335
E	Overall Width of Upper Structure	2475
*F	Overall Height of Cab	2860
*G	Min. Ground Clearance	600
H	Track gauge	2040
*J	Overall Height of Guardrail	3110

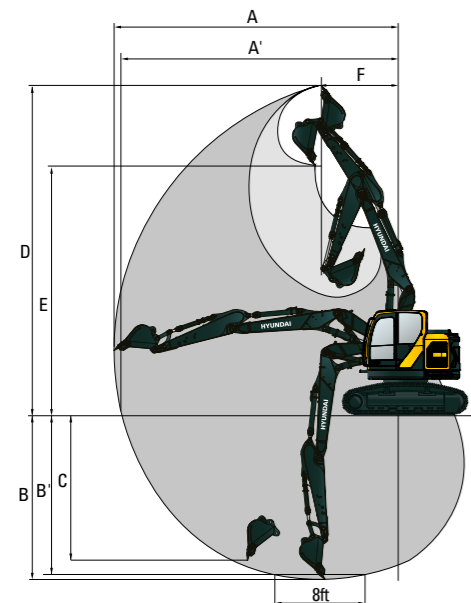
Boom length		4900	
	Arm length	2100	2500
I	Overall Length	7130	7290
*J	Overall Height of Boom	2785	2790
K	Track Shoe	700	800
L	Overall Width	2740	2840

Unit : mm

* This figure includes the size of grouser.

** STD counterweight.

HX145A LCR HW 2-PIECE BOOM WORKING RANGE



Boom Length		4900	
Arm Length		2100	2500
A	Max. Digging Reach	8270	8680
A'	Max. Digging Reach on Ground	8130	8540
B	Max. Digging Depth	5190	5600
B'	Max. Digging Depth (8° Level)	5080	5490
C	Max. Vertical Wall Digging Depth*	4540	5000
D	Max. Digging Height	9370	9750
E	Max. Dumping Height	6880	7260
F	Min. Swing Radius	2310	2250

Unit : mm

LIFTING CAPACITY

Rating over-front Rating over-side or 360 degrees

HX145A LCR MONO BOOM

4.60 m boom, 2.10 m arm equipped with 2,800kg counter weight and 600mm Triple grouser shoe without Dozer.

Lift-point height m		Lift-point radius								At max. Reach		
		1.5 m		3.0 m		4.5 m		6.0 m		Capacity	Reach	
												m
7.5m	kg	*6,280	*6,280							*4,830	*4,830	2.60
6.0m	kg			*4,820	*4,820	*4,410	3,750			*3,510	3,350	4.80
4.5m	kg	*4,020	*4,020	*5,280	*5,280	*4,680	3,710			*3,220	2,390	5.89
3.0m	kg			*7,750	6,560	*5,360	3,520	3,750	2,270	*3,210	2,020	6.45
1.5m	kg					5,700	3,300	3,660	2,180	3,140	1,880	6.63
0.0m	kg			*6,200	5,710	5,530	3,150	3,580	2,120	3,230	1,920	6.45
-1.5m	kg			*8,430	5,720	5,480	3,110			3,670	2,160	5.90
-3.0m	kg			*6,250	5,850	*4,280	3,190			*3,730	2,910	4.83

4.60 m boom, 2.10 m arm equipped with 2,800kg counter weight and 600mm Triple grouser shoe Dozer up.



Lift-point height m		Lift-point radius								At max. Reach		
		1.5 m		3.0 m		4.5 m		6.0 m		Capacity	Reach	
												m
7.5m	kg	*6,280	*6,280							*4,830	*4,830	2.60
6.0m	kg			*4,820	*4,820	*4,410	4,000			*3,510	*3,510	4.80
4.5m	kg	*4,020	*4,020	*5,280	*5,280	*4,680	3,960			*3,220	2,570	5.89
3.0m	kg			*7,750	7,010	*5,360	3,770	3,820	2,440	*3,210	2,180	6.45
1.5m	kg					5,810	3,550	3,730	2,360	3,210	2,040	6.63
0.0m	kg			*6,200	6,150	5,640	3,400	3,660	2,290	3,290	2,080	6.45
-1.5m	kg			*8,430	6,160	5,600	3,360			3,740	2,340	5.90
-3.0m	kg			*6,250	*6,250	*4,280	3,440			*3,730	3,130	4.83

4.60 m boom, 2.10 m arm equipped with 2,800kg counter weight and 600mm Triple grouser shoe Dozer down.

Lift-point height m		Lift-point radius								At max. Reach		
		1.5 m		3.0 m		4.5 m		6.0 m		Capacity	Reach	
												m
7.5m	kg	*6,280	*6,280							*4,830	*4,830	2.60
6.0m	kg			*4,820	*4,820	*4,410	4,000			*3,510	*3,510	4.80
4.5m	kg	*4,020	*4,020	*5,280	*5,280	*4,680	3,960			*3,220	2,570	5.89
3.0m	kg			*7,750	7,010	*5,360	3,770	*4,410	2,440	*3,210	2,180	6.45
1.5m	kg					*6,110	3,550	*4,640	2,360	*3,400	2,040	6.63
0.0m	kg			*6,200	6,150	*6,370	3,400	*4,650	2,290	*3,860	2,080	6.45
-1.5m	kg			*8,430	6,160	*5,910	3,360			*4,120	2,340	5.90
-3.0m	kg			*6,250	*6,250	*4,280	3,440			*3,730	3,130	4.83

- Lifting capacity are based on ISO 10567.
- Lifting capacity of HX Series does not exceed 75% of tipping load with the machine on firm, level ground or 87% of full hydraulic capacity.
- The Lift-point is bucket pivot mounting pin on the arm(without bucket mass).
- (*) indicates load limited by hydraulic capacity.











LIFTING CAPACITY

 Rating over-front  Rating over-side or 360 degrees











 Rating over-front  Rating over-side or 360 degrees

HX145A LCR MONO BOOM











4.60 m boom 2.10 m arm equipped with 3300kg counter weight and 600mm Triple grouser shoe without Dozer.

Lift-point height m		Lift-point radius								At max. Reach		
		1.5 m		3.0 m		4.5 m		6.0 m		Capacity	Reach	
												m
7.5m	kg	*6280	*6280							*4830	*4830	2.60
6.0m	kg			*4820	*4820	*4410	4010			*3510	*3510	4.80
4.5m	kg	*4020	*4020	*5280	*5280	*4680	3970			*3220	2570	5.89
3.0m	kg			*7750	7020	*5360	3780	3990	2450	*3210	2180	6.45
1.5m	kg					6060	3550	3890	2360	3350	2040	6.63
0.0m	kg			*6200	6170	5890	3410	3820	2300	3440	2080	6.45
-1.5m	kg			*8430	6180	5840	3370			3910	2350	5.90
-3.0m	kg			*6250	*6250	*4280	3440			*3730	3140	4.83

4.60 m boom 2.10 m arm equipped with 3300kg counter weight and 600mm Triple grouser shoe Dozer up.

Lift-point height m		Lift-point radius								At max. Reach		
		1.5 m		3.0 m		4.5 m		6.0 m		Capacity	Reach	
												m
7.5m	kg	*6280	*6280							*4830	*4830	2.60
6.0m	kg			*4820	*4820	*4410	4260			*3510	*3510	4.80
4.5m	kg	*4020	*4020	*5280	*5280	*4680	4220			*3220	2750	5.89
3.0m	kg			*7750	7460	*5360	4030	4060	2620	*3210	2340	6.45
1.5m	kg					*6110	3800	3970	2540	*3400	2200	6.63
0.0m	kg			*6200	*6200	6000	3660	3900	2470	3510	2240	6.45
-1.5m	kg			*8430	6620	*5910	3620			3990	2520	5.90
-3.0m	kg			*6250	*6250	*4280	3690			*3730	3370	4.83











4.60 m boom 2.10 m arm equipped with 3300kg counter weight and 600mm Triple grouser shoe Dozer down.

Lift-point height m		Lift-point radius								At max. Reach		
		1.5 m		3.0 m		4.5 m		6.0 m		Capacity	Reach	
												m
7.5m	kg	*6280	*6280							*4830	*4830	2.60
6.0m	kg			*4820	*4820	*4410	4260			*3510	*3510	4.80
4.5m	kg	*4020	*4020	*5280	*5280	*4680	4220			*3220	2750	5.89
3.0m	kg			*7750	7460	*5360	4030	*4410	2620	*3210	2340	6.45
1.5m	kg					*6110	3800	*4640	2540	*3400	2200	6.63
0.0m	kg			*6200	*6200	*6370	3660	*4650	2470	*3860	2240	6.45
-1.5m	kg			*8430	6620	*5910	3620			*4120	2520	5.90
-3.0m	kg			*6250	*6250	*4280	3690			*3730	3370	4.83











- Lifting capacity are based on ISO 10567.
- Lifting capacity of HX Series does not exceed 75% of tipping load with the machine on firm level ground or 87% of full hydraulic capacity.
- The Lift-point is bucket pivot mounting pin on the arm(without bucket mass).
- (*) indicates load limited by hydraulic capacity.

HX145A LCR MONO BOOM











4.60 m boom 2.50 m arm equipped with 2800kg counter weight and 600mm Triple grouser shoe without Dozer.

Lift-point height m		Lift-point radius								At max. Reach		
		1.5 m		3.0 m		4.5 m		6.0 m		Capacity	Reach	
												m
7.5m	kg			*4030	*4030					*3100	*3100	3.52
6.0m	kg			*3880	*3880	*3800	*3800			*2410	*2410	5.35
4.5m	kg			*3920	*3920	*4290	3750	*3290	2340	*2220	2120	6.34
3.0m	kg			*7000	6720	*5040	3550	3760	2270	*2200	1820	6.86
1.5m	kg			*8290	6000	5720	3310	3650	2170	*2300	1700	7.03
0.0m	kg			*6700	5680	5510	3130	3560	2090	*2560	1730	6.87
-1.5m	kg	*4650	*4650	*8890	5640	5430	3060	3530	2060	*3090	1920	6.35
-3.0m	kg			*7010	5730	*4860	3100			*3600	2450	5.37

4.60 m boom 2.50m arm equipped with 2800kg counter weight and 600mm Triple grouser shoe Dozer up.

Lift-point height m		Lift-point radius								At max. Reach		
		1.5 m		3.0 m		4.5 m		6.0 m		Capacity	Reach	
												m
7.5m	kg			*4030	*4030					*3100	*3100	3.52
6.0m	kg			*3880	*3880	*3800	*3800			*2410	*2410	5.35
4.5m	kg			*3920	*3920	*4290	4000	*3290	2510	*2220	*2220	6.34
3.0m	kg			*7000	*7000	*5040	3800	3830	2450	*2200	1970	6.86
1.5m	kg			*8290	6440	5830	3560	3720	2350	*2300	1850	7.03
0.0m	kg			*6700	6120	5630	3380	3630	2260	*2560	1870	6.87
-1.5m	kg	*4650	*4650	*8890	6080	5550	3310	3600	2240	*3090	2080	6.35
-3.0m	kg			*7010	6180	*4860	3350			*3600	2650	5.37

4.60 m boom 2.50 m arm equipped with 2800kg counter weight and 600mm Triple grouser shoe Dozer down.

Lift-point height m		Lift-point radius								At max. Reach		
		1.5 m		3.0 m		4.5 m		6.0 m		Capacity	Reach	
												m
7.5m	kg			*4030	*4030					*3100	*3100	3.52
6.0m	kg			*3880	*3880	*3800	*3800			*2410	*2410	5.35
4.5m	kg			*3920	*3920	*4290	4000	*3290	2510	*2220	*2220	6.34
3.0m	kg			*7000	*7000	*5040	3800	*4200	2450	*2200	1970	6.86
1.5m	kg			*8290	6440	*5880	3560	*4510	2350	*2300	1850	7.03
0.0m	kg			*6700	6120	*6310	3380	*4640	2260	*2560	1870	6.87
-1.5m	kg	*4650	*4650	*8890	6080	*6060	3310	*4290	2240	*3090	2080	6.35
-3.0m	kg			*7010	6180	*4860	3350			*3600	2650	5.37

- Lifting capacity are based on ISO 10567.
- Lifting capacity of HX Series does not exceed 75% of tipping load with the machine on firm level ground or 87% of full hydraulic capacity.
- The Lift-point is bucket pivot mounting pin on the arm(without bucket mass).
- (*) indicates load limited by hydraulic capacity.

LIFTING CAPACITY

Rating over-front Rating over-side or 360 degrees

Rating over-front Rating over-side or 360 degrees

HX145A LCR MONO BOOM

4.60 m boom 2.50 m arm equipped with 3300kg counter weight and 600mm Triple grouser shoe without Dozer.

Lift-point height m	Lift-point radius								At max. Reach			
	1.5 m		3.0 m		4.5 m		6.0 m		Capacity	Reach		
7.5m	kg			*4030	*4030					*3100	*3100	3.52
6.0m	kg			*3880	*3880	*3800	*3800			*2410	*2410	5.35
4.5m	kg			*3920	*3920	*4290	4010	*3290	2520	*2220	*2220	6.34
3.0m	kg			*7000	*7000	*5040	3810	4000	2450	*2200	1970	6.86
1.5m	kg			*8290	6450	*5880	3570	3890	2350	*2300	1850	7.03
0.0m	kg			*6700	6140	5880	3390	3800	2270	*2560	1880	6.87
-1.5m	kg	*4650	*4650	*8890	6090	5800	3320	3770	2240	*3090	2080	6.35
-3.0m	kg			*7010	6190	*4860	3360			*3600	2660	5.37

4.60 m boom 2.50 m arm equipped with 3300kg counter weight and 600mm Triple grouser shoe Dozer up.

Lift-point height m	Lift-point radius								At max. Reach			
	1.5 m		3.0 m		4.5 m		6.0 m		Capacity	Reach		
7.5m	kg			*4030	*4030					*3100	*3100	3.52
6.0m	kg			*3880	*3880	*3800	*3800			*2410	*2410	5.35
4.5m	kg			*3920	*3920	*4290	4260	*3290	2690	*2220	*2220	6.34
3.0m	kg			*7000	*7000	*5040	4060	4070	2630	*2200	2120	6.86
1.5m	kg			*8290	6900	*5880	3820	3960	2530	*2300	2000	7.03
0.0m	kg			*6700	6580	5990	3640	3870	2440	*2560	2030	6.87
-1.5m	kg	*4650	*4650	*8890	6530	5910	3570	3840	2420	*3090	2250	6.35
-3.0m	kg			*7010	6630	*4860	3610			*3600	2860	5.37

4.60 m boom 2.50 m arm equipped with 3300kg counter weight and 600mm Triple grouser shoe Dozer down.

Lift-point height m	Lift-point radius								At max. Reach			
	1.5 m		3.0 m		4.5 m		6.0 m		Capacity	Reach		
7.5m	kg			*4030	*4030					*3100	*3100	3.52
6.0m	kg			*3880	*3880	*3800	*3800			*2410	*2410	5.35
4.5m	kg			*3920	*3920	*4290	4260	*3290	2690	*2220	*2220	6.34
3.0m	kg			*7000	*7000	*5040	4060	*4200	2630	*2200	2120	6.86
1.5m	kg			*8290	6900	*5880	3820	*4510	2530	*2300	2000	7.03
0.0m	kg			*6700	6580	*6310	3640	*4640	2440	*2560	2030	6.87
-1.5m	kg	*4650	*4650	*8890	6530	*6060	3570	*4290	2420	*3090	2250	6.35
-3.0m	kg			*7010	6630	*4860	3610			*3600	2860	5.37

- Lifting capacity are based on ISO 10567.
- Lifting capacity of HX Series does not exceed 75% of tipping load with the machine on firm level ground or 87% of full hydraulic capacity.
- The Lift-point is bucket pivot mounting pin on the arm(without bucket mass).
- (*) indicates load limited by hydraulic capacity.

HX145A LCR MONO BOOM

4.60 m boom 3.00 m arm equipped with 2800kg counter weight and 600mm Triple grouser shoe without Dozer.

Lift-point height m	Lift-point radius								At max. Reach			
	1.5 m		3.0 m		4.5 m		6.0 m		Capacity	Reach		
7.5m	kg			*3610	*3610					*2440	*2440	4.38
6.0m	kg			*3110	*3110	*3270	*3270			*2020	*2020	5.95
4.5m	kg			*2950	*2950	*3440	*3440	*3210	2390	*1880	*1880	6.85
3.0m	kg			*5070	*5070	*4570	3630	3800	2310	*1870	1640	7.33
1.5m	kg			*8610	6190	*5580	3370	3670	2190	*1960	1540	7.49
0.0m	kg			*7510	5730	5540	3150	3560	2090	*2160	1560	7.34
-1.5m	kg	*4210	*4210	*9300	5610	5420	3050	3500	2040	*2560	1700	6.86
-3.0m	kg	*7330	*7330	*7850	5650	*5370	3050			*3430	2080	5.97

4.60 m boom 3.00 m arm equipped with 2800kg counter weight and 600mm Triple grouser shoe Dozer up.

Lift-point height m	Lift-point radius								At max. Reach			
	1.5 m		3.0 m		4.5 m		6.0 m		Capacity	Reach		
7.5m	kg			*3610	*3610					*2440	*2440	4.38
6.0m	kg			*3110	*3110	*3270	*3270			*2020	*2020	5.95
4.5m	kg			*2950	*2950	*3440	*3440	*3210	2560	*1880	*1880	6.85
3.0m	kg			*5070	*5070	*4570	3880	3870	2480	*1870	1780	7.33
1.5m	kg			*8610	6630	*5580	3610	3750	2370	*1960	1680	7.49
0.0m	kg			*7510	6180	5660	3400	3640	2270	*2160	1690	7.34
-1.5m	kg	*4210	*4210	*9300	6050	5540	3300	3580	2210	*2560	1850	6.86
-3.0m	kg	*7330	*7330	*7850	6100	*5370	3300			*3430	2260	5.97

4.60 m boom 3.00 m arm equipped with 2800kg counter weight and 600mm Triple grouser shoe Dozer down.

Lift-point height m	Lift-point radius								At max. Reach			
	1.5 m		3.0 m		4.5 m		6.0 m		Capacity	Reach		
7.5m	kg			*3610	*3610					*2440	*2440	4.38
6.0m	kg			*3110	*3110	*3270	*3270			*2020	*2020	5.95
4.5m	kg			*2950	*2950	*3440	*3440	*3210	2560	*1880	*1880	6.85
3.0m	kg			*5070	*5070	*4570	3880	*3940	2480	*1870	1780	7.33
1.5m	kg			*8610	6630	*5580	3610	*4340	2370	*1960	1680	7.49
0.0m	kg			*7510	6180	*6210	3400	*4590	2270	*2160	1690	7.34
-1.5m	kg	*4210	*4210	*9300	6050	*6200	3300	*4480	2210	*2560	1850	6.86
-3.0m	kg	*7330	*7330	*7850	6100	*5370	3300			*3430	2260	5.97

- Lifting capacity are based on ISO 10567.
- Lifting capacity of HX Series does not exceed 75% of tipping load with the machine on firm level ground or 87% of full hydraulic capacity.
- The Lift-point is bucket pivot mounting pin on the arm(without bucket mass).
- (*) indicates load limited by hydraulic capacity.

LIFTING CAPACITY

Rating over-front Rating over-side or 360 degrees

Rating over-front Rating over-side or 360 degrees

HX145A LCR MONO BOOM

4.60 m boom 3.00 m arm equipped with 3300kg counter weight and 600mm Triple grouser shoe without Dozer.

Lift-point height m	Lift-point radius								At max. Reach			
	1.5 m		3.0 m		4.5 m		6.0 m		Capacity	Reach		
7.5m	kg			*3610	*3610					*2440	*2440	4.38
6.0m	kg			*3110	*3110	*3270	*3270			*2020	*2020	5.95
4.5m	kg			*2950	*2950	*3440	*3440	*3210	2570	*1880	*1880	6.85
3.0m	kg			*5070	*5070	*4570	3880	*3940	2490	*1870	1780	7.33
1.5m	kg			*8610	6650	*5580	3620	3910	2370	*1960	1680	7.49
0.0m	kg			*7510	6190	5910	3410	3800	2270	*2160	1700	7.34
-1.5m	kg	*4210	*4210	*9300	6060	5780	3310	3740	2220	*2560	1850	6.86
-3.0m	kg	*7330	*7330	*7850	6110	*5370	3310			*3430	2260	5.97

4.60 m boom 3.00 m arm equipped with 3300kg counter weight and 600mm Triple grouser shoe Dozer up.

Lift-point height m	Lift-point radius								At max. Reach			
	1.5 m		3.0 m		4.5 m		6.0 m		Capacity	Reach		
7.5m	kg			*3610	*3610					*2440	*2440	4.38
6.0m	kg			*3110	*3110	*3270	*3270			*2020	*2020	5.95
4.5m	kg			*2950	*2950	*3440	*3440	*3210	2740	*1880	*1880	6.85
3.0m	kg			*5070	*5070	*4570	4130	*3940	2660	*1870	*1870	7.33
1.5m	kg			*8610	7090	*5580	3870	3990	2550	*1960	1810	7.49
0.0m	kg			*7510	6630	6020	3660	3880	2440	*2160	1830	7.34
-1.5m	kg	*4210	*4210	*9300	6500	5900	3560	3820	2390	*2560	2000	6.86
-3.0m	kg	*7330	*7330	*7850	6550	*5370	3560			*3430	2440	5.97

4.60 m boom 3.00 m arm equipped with 3300kg counter weight and 600mm Triple grouser shoe Dozer down.

Lift-point height m	Lift-point radius								At max. Reach			
	1.5 m		3.0 m		4.5 m		6.0 m		Capacity	Reach		
7.5m	kg			*3610	*3610					*2440	*2440	4.38
6.0m	kg			*3110	*3110	*3270	*3270			*2020	*2020	5.95
4.5m	kg			*2950	*2950	*3440	*3440	*3210	2740	*1880	*1880	6.85
3.0m	kg			*5070	*5070	*4570	4130	*3940	2660	*1870	*1870	7.33
1.5m	kg			*8610	7090	*5580	3870	*4340	2550	*1960	1810	7.49
0.0m	kg			*7510	6630	*6210	3660	*4590	2440	*2160	1830	7.34
-1.5m	kg	*4210	*4210	*9300	6500	*6200	3560	*4480	2390	*2560	2000	6.86
-3.0m	kg	*7330	*7330	*7850	6550	*5370	3560			*3430	2440	5.97

- Lifting capacity are based on ISO 10567.
- Lifting capacity of HX Series does not exceed 75% of tipping load with the machine on firm level ground or 87% of full hydraulic capacity.
- The Lift-point is bucket pivot mounting pin on the arm(without bucket mass).
- (*) indicates load limited by hydraulic capacity.

HX145A LCR 2-PIECE BOOM

4.90 m boom 2.10 m arm equipped with 2800kg counter weight and 600mm Triple grouser shoe.

Lift-point height m	Lift-point radius						At max. Reach			
	3.0 m		4.5 m		6.0 m		Capacity	Reach		
7.5m	kg	*5010	*5010					*4600	*4600	3.52
6.0m	kg			*4150	3820			*3580	2820	5.35
4.5m	kg	*5230	*5230	*4430	3710	3840	2330	*3290	2110	6.33
3.0m	kg			*5190	3480	3760	2250	3030	1810	6.86
1.5m	kg			5660	3220	3640	2150	2870	1690	7.03
0.0m	kg			5480	3070	3560	2070	2930	1720	6.86
-1.5m	kg	*7730	5610	5440	3030	3540	2050	3280	1910	6.35
-3.0m	kg			*4710	3100					

4.9 m boom 2.10 m arm equipped with 2800kg counter weight and 600mm Triple grouser shoe Dozer up.



Lift-point height m	Lift-point radius						At max. Reach			
	3.0 m		4.5 m		6.0 m		Capacity	Reach		
7.5m	kg	*5010	*5010					*4600	*4600	3.52
6.0m	kg			*4150	4060			*3580	3020	5.35
4.5m	kg	*5230	*5230	*4430	3960	3920	2500	*3290	2270	6.33
3.0m	kg			*5190	3720	3830	2420	3090	1950	6.86
1.5m	kg			5770	3470	3720	2320	2930	1840	7.03
0.0m	kg			5590	3320	3630	2240	2990	1870	6.86
-1.5m	kg	*7730	6050	5550	3280	3610	2220	3350	2070	6.35
-3.0m	kg			*4710	3350					

4.9 m boom 2.10 m arm equipped with 2800kg counter weight and 600mm Triple grouser shoe Dozer down.

Lift-point height m	Lift-point radius						At max. Reach			
	3.0 m		4.5 m		6.0 m		Capacity	Reach		
7.5m	kg	*5010	*5010					*4600	*4600	3.52
6.0m	kg			*4150	4060			*3580	3020	5.35
4.5m	kg	*5230	*5230	*4430	3960	*3970	2500	*3290	2270	6.33
3.0m	kg			*5190	3720	*4180	2420	*3250	1950	6.86
1.5m	kg			*5940	3470	*4470	2320	*3390	1840	7.03
0.0m	kg			*6230	3320	*4570	2240	*3740	1870	6.86
-1.5m	kg	*7730	6050	*5890	3280	*4230	2220	*3810	2070	6.35
-3.0m	kg			*4710	3350					

- Lifting capacity are based on ISO 10567.
- Lifting capacity of HX Series does not exceed 75% of tipping load with the machine on firm level ground or 87% of full hydraulic capacity.
- The Lift-point is bucket pivot mounting pin on the arm(without bucket mass).
- (*) indicates load limited by hydraulic capacity.









LIFTING CAPACITY

 Rating over-front  Rating over-side or 360 degrees









 Rating over-front  Rating over-side or 360 degrees

HX145A LCR 2-PIECE BOOM









4.90 m boom 2.10 m arm equipped with 3300kg counter weight and 600mm Triple grouser shoe.

Lift-point height m		Lift-point radius						At max. Reach		
		3.0 m		4.5 m		6.0 m		Capacity		Reach m
										
7.5m	kg	*5010	*5010					*4600	*4600	3.52
6.0m	kg			*4150	4070			*3580	3030	5.35
4.5m	kg	*5230	*5230	*4430	3970	*3970	2510	*3290	2270	6.33
3.0m	kg			*5190	3730	4000	2430	3230	1960	6.86
1.5m	kg			*5940	3480	3880	2320	3060	1840	7.03
0.0m	kg			5840	3330	3800	2250	3130	1870	6.86
-1.5m	kg	*7730	6070	5800	3290	3780	2230	3500	2080	6.35
-3.0m	kg			*4710	3360					

4.9 m boom 2.10 m arm equipped with 3300kg counter weight and 600mm Triple grouser shoe Dozer up.

Lift-point height m		Lift-point radius						At max. Reach		
		3.0 m		4.5 m		6.0 m		Capacity		Reach m
										
7.5m	kg	*5010	*5010					*4600	*4600	3.52
6.0m	kg			*4150	*4150			*3580	3230	5.35
4.5m	kg	*5230	*5230	*4430	4220	*3970	2680	*3290	2440	6.33
3.0m	kg			*5190	3980	4070	2600	*3250	2110	6.86
1.5m	kg			*5940	3730	3960	2500	3120	1980	7.03
0.0m	kg			5950	3580	3870	2420	3200	2020	6.86
-1.5m	kg	*7730	6510	*5890	3540	3850	2400	3570	2240	6.35
-3.0m	kg			*4710	3610					









4.9 m boom 2.10 m arm equipped with 3300kg counter weight and 600mm Triple grouser shoe Dozer down.

Lift-point height m		Lift-point radius						At max. Reach		
		3.0 m		4.5 m		6.0 m		Capacity		Reach m
										
7.5m	kg	*5010	*5010					*4600	*4600	3.52
6.0m	kg			*4150	*4150			*3580	3230	5.35
4.5m	kg	*5230	*5230	*4430	4220	*3970	2680	*3290	2440	6.33
3.0m	kg			*5190	3980	*4180	2600	*3250	2110	6.86
1.5m	kg			*5940	3730	*4470	2500	*3390	1980	7.03
0.0m	kg			*6230	3580	*4570	2420	*3740	2020	6.86
-1.5m	kg	*7730	6510	*5890	3540	*4230	2400	*3810	2240	6.35
-3.0m	kg			*4710	3610					









- Lifting capacity are based on ISO 10567.
- Lifting capacity of HX Series does not exceed 75% of tipping load with the machine on firm level ground or 87% of full hydraulic capacity.
- The Lift-point is bucket pivot mounting pin on the arm(without bucket mass).
- (*) indicates load limited by hydraulic capacity.

HX145A LCR 2-PIECE BOOM









4.90 m boom 2.50 m arm equipped with 2800kg counter weight and 600mm Triple grouser shoe.

Lift-point height m		Lift-point radius						At max. Reach		
		3.0 m		4.5 m		6.0 m		Capacity		Reach m
										
7.5m	kg							*3070	*3070	4.28
6.0m	kg			*3770	*3770			*2480	2430	5.87
4.5m	kg	*3760	*3760	*4090	3760	*3700	2350	*2280	1880	6.78
3.0m	kg	*7110	6580	*4880	3510	3770	2260	*2240	1630	7.27
1.5m	kg			5680	3240	3640	2140	*2320	1530	7.43
0.0m	kg	*3870	*3870	5460	3050	3530	2040	*2520	1550	7.28
-1.5m	kg	*7060	5510	5390	2980	3490	2000	*2930	1700	6.79
-3.0m	kg	*7150	5620	*5090	3020					

4.9 m boom 2.50 m arm equipped with 2800kg counter weight and 600mm Triple grouser shoe Dozer up.

Lift-point height m		Lift-point radius						At max. Reach		
		3.0 m		4.5 m		6.0 m		Capacity		Reach m
										
7.5m	kg							*3070	*3070	4.28
6.0m	kg			*3770	*3770			*2480	*2480	5.87
4.5m	kg	*3760	*3760	*4090	4010	*3700	2520	*2280	2030	6.78
3.0m	kg	*7110	7020	*4880	3760	3840	2430	*2240	1770	7.27
1.5m	kg			*5720	3490	3710	2310	*2320	1670	7.43
0.0m	kg	*3870	*3870	5580	3300	3610	2220	*2520	1690	7.28
-1.5m	kg	*7060	5950	5500	3230	3560	2180	*2930	1850	6.79
-3.0m	kg	*7150	6060	*5090	3270					

4.9 m boom 2.50 m arm equipped with 2800kg counter weight and 600mm Triple grouser shoe Dozer down.

Lift-point height m		Lift-point radius						At max. Reach		
		3.0 m		4.5 m		6.0 m		Capacity		Reach m
										
7.5m	kg							*3070	*3070	4.28
6.0m	kg			*3770	*3770			*2480	*2480	5.87
4.5m	kg	*3760	*3760	*4090	4010	*3700	2520	*2280	2030	6.78
3.0m	kg	*7110	7020	*4880	3760	3840	2430	*2240	1770	7.27
1.5m	kg			*5720	3490	3710	2310	*2320	1670	7.43
0.0m	kg	*3870	*3870	5580	3300	3610	2220	*2520	1690	7.28
-1.5m	kg	*7060	5950	5500	3230	3560	2180	*2930	1850	6.79
-3.0m	kg	*7150	6060	*5090	3270					

- Lifting capacity are based on ISO 10567.
- Lifting capacity of HX Series does not exceed 75% of tipping load with the machine on firm level ground or 87% of full hydraulic capacity.
- The Lift-point is bucket pivot mounting pin on the arm(without bucket mass).
- (*) indicates load limited by hydraulic capacity.

LIFTING CAPACITY

Rating over-front Rating over-side or 360 degrees

Rating over-front Rating over-side or 360 degrees

HX145A LCR 2-PIECE BOOM

4.90 m boom 2.50 m arm equipped with 3300kg counter weight and 600mm Triple grouser shoe.

Lift-point height m		Lift-point radius						At max. Reach		
		3.0 m		4.5 m		6.0 m		Capacity		Reach
										m
7.5m	kg							*3070	*3070	4.28
6.0m	kg			*3770	*3770			*2480	*2480	5.87
4.5m	kg	*3760	*3760	*4090	4020	*3700	2530	*2280	2030	6.78
3.0m	kg	*7110	7040	*4880	3770	*3980	2440	*2240	1770	7.27
1.5m	kg			*5720	3490	3880	2320	*2320	1670	7.43
0.0m	kg	*3870	*3870	5820	3310	3770	2220	*2520	1690	7.28
-1.5m	kg	*7060	5970	5750	3240	3730	2180	*2930	1860	6.79
-3.0m	kg	*7150	6080	*5090	3280					

4.90 m boom 2.50 m arm equipped with 3300kg counter weight and 600mm Triple grouser shoe Dozer up.

Lift-point height m		Lift-point radius						At max. Reach		
		3.0 m		4.5 m		6.0 m		Capacity		Reach
										m
7.5m	kg							*3070	*3070	4.28
6.0m	kg			*3770	*3770			*2480	*2480	5.87
4.5m	kg	*3760	*3760	*4090	*4090	*3700	2700	*2280	2180	6.78
3.0m	kg	*7110	*7110	*4880	4020	*3980	2610	*2240	1910	7.27
1.5m	kg			*5720	3740	3950	2490	*2320	1810	7.43
0.0m	kg	*3870	*3870	5940	3560	3850	2390	*2520	1830	7.28
-1.5m	kg	*7060	6410	5860	3490	3800	2360	*2930	2010	6.79
-3.0m	kg	*7150	6520	*5090	3530					

4.90 m boom 2.50 m arm equipped with 3300kg counter weight and 600mm Triple grouser shoe Dozer down.

Lift-point height m		Lift-point radius						At max. Reach		
		3.0 m		4.5 m		6.0 m		Capacity		Reach
										m
7.5m	kg							*3070	*3070	4.28
6.0m	kg			*3770	*3770			*2480	*2480	5.87
4.5m	kg	*3760	*3760	*4090	*4090	*3700	2700	*2280	2180	6.78
3.0m	kg	*7110	*7110	*4880	4020	*3980	2610	*2240	1910	7.27
1.5m	kg			*5720	3740	*4330	2490	*2320	1810	7.43
0.0m	kg	*3870	*3870	*6150	3560	*4520	2390	*2520	1830	7.28
-1.5m	kg	*7060	6410	*5990	3490	*4350	2360	*2930	2010	6.79
-3.0m	kg	*7150	6520	*5090	3530					

1. Lifting capacity are based on ISO 10567.
2. Lifting capacity of HX Series does not exceed 75% of tipping load with the machine on firm level ground or 87% of full hydraulic capacity.
3. The Lift-point is bucket pivot mounting pin on the arm(without bucket mass).
4. (*) indicates load limited by hydraulic capacity.

HX145A LCR HW MONO BOOM

4.60 m boom 2.10 m arm equipped with 2800kg counter weight and 600mm Triple grouser shoe.



Lift-point height m		Lift-point radius								At max. Reach		
		1.5 m		3.0 m		4.5 m		6.0 m		Capacity		Reach
												m
7.5m	kg	*6000	*6000	*4760	*4760					*4400	*4400	3.14
6.0m	kg			*4840	*4840	*4530	4090			*3430	3390	5.03
4.5m	kg			*5670	*5670	*4760	4010	*3260	2530	*3200	2520	6.01
3.0m	kg			*8180	7060	*5500	3810	3830	2480	*3230	2180	6.50
1.5m	kg					5790	3590	3740	2390	3230	2070	6.62
0.0m	kg			*6810	6320	5640	3460	3670	2330	3360	2140	6.39
-1.5m	kg			*8160	6350	5610	3440			3900	2470	5.76

4.60m boom 2.10 m arm equipped with 3300kg counter weight and 600mm Triple grouser shoe.

Lift-point height m		Lift-point radius								At max. Reach		
		1.5 m		3.0 m		4.5 m		6.0 m		Capacity		Reach
												m
7.5m	kg	*6000	*6000	*4760	*4760					*4400	*4400	3.14
6.0m	kg			*4840	*4840	*4530	4350			*3430	*3430	5.03
4.5m	kg			*5670	*5670	*4760	4280	*3260	2710	*3200	2700	6.01
3.0m	kg			*8180	7530	*5500	4070	4070	2660	*3230	2350	6.50
1.5m	kg					6140	3850	3970	2570	3430	2230	6.62
0.0m	kg			*6810	6780	5990	3720	3910	2510	3580	2310	6.39
-1.5m	kg			*8160	6810	*5740	3700			*4090	2660	5.76

1. Lifting capacity are based on ISO 10567.
2. Lifting capacity of HX Series does not exceed 75% of tipping load with the machine on firm level ground or 87% of full hydraulic capacity.
3. The Lift-point is bucket pivot mounting pin on the arm(without bucket mass).
4. (*) indicates load limited by hydraulic capacity.











LIFTING CAPACITY

 Rating over-front  Rating over-side or 360 degrees











 Rating over-front  Rating over-side or 360 degrees

HX145A LCR HW MONO BOOM

4.60 m boom 2.50 m arm equipped with 2800kg counter weight and 600mm Triple grouser shoe.

Lift-point height m	Lift-point radius								At max. Reach			
	1.5 m		3.0 m		4.5 m		6.0 m		Capacity		Reach	
											m	
7.5m	kg			*4170	*4170					*2900	*2900	3.93
6.0m	kg			*3820	*3820	*3890	*3890			*2360	*2360	5.56
4.5m	kg	*2980	*2980	*4100	*4100	*4400	4060	*3530	2560	*2200	*2200	6.45
3.0m	kg			*7430	7220	*5190	3840	3840	2480	*2200	1970	6.91
1.5m	kg			*7190	6530	5800	3600	3730	2380	*2330	1880	7.03
0.0m	kg			*7040	6270	5620	3440	3650	2300	*2620	1930	6.81
-1.5m	kg	*5250	*5250	*8650	6260	5560	3390	3630	2290	*3230	2180	6.22
-3.0m	kg			*6560	6380	*4500	3450			*3510	2880	5.15











4.60m boom 2.50 m arm equipped with 3300kg counter weight and 600mm Triple grouser shoe.

Lift-point height m	Lift-point radius								At max. Reach			
	1.5 m		3.0 m		4.5 m		6.0 m		Capacity		Reach	
											m	
7.5m	kg			*4170	*4170					*2900	*2900	3.93
6.0m	kg			*3820	*3820	*3890	*3890			*2360	*2360	5.56
4.5m	kg	*2980	*2980	*4100	*4100	*4400	4320	*3530	2740	*2200	*2200	6.45
3.0m	kg			*7430	*7430	*5190	4100	4070	2660	*2200	2130	6.91
1.5m	kg			*7190	7000	*5990	3860	3960	2560	*2330	2030	7.03
0.0m	kg			*7040	6740	5970	3700	3880	2480	*2620	2090	6.81
-1.5m	kg	*5250	*5250	*8650	6720	5910	3650	3860	2470	*3230	2360	6.22
-3.0m	kg			*6560	*6560	*4500	3710			*3510	3100	5.15











- Lifting capacity are based on ISO 10567.
- Lifting capacity of HX Series does not exceed 75% of tipping load with the machine on firm level ground or 87% of full hydraulic capacity.
- The Lift-point is bucket pivot mounting pin on the arm(without bucket mass).
- (*) indicates load limited by hydraulic capacity.

HX145A LCR HW MONO BOOM

4.60 m (15' 1") boom 3.00 m (9' 10") arm equipped with 2800kg counter weight and 600mm (24") Triple grouser shoe.

Lift-point height m	Lift-point radius								At max. Reach			
	1.5 m		3.0 m		4.5 m		6.0 m		Capacity		Reach	
											m	
9.0m	kg									*4490	*4490	1.37
7.5m	kg			*3550	*3550	*2750	*2750			*2330	*2330	4.71
6.0m	kg			*3040	*3040	*3280	*3280	*2330	*2330	*1980	*1980	6.13
4.5m	kg			*3020	*3020	*3520	*3520	*3320	2600	*1870	*1870	6.95
3.0m	kg			*6500	*6500	*4790	3910	3870	2510	*1880	1790	7.38
1.5m	kg			*8920	6710	*5720	3650	3750	2400	*1980	1710	7.49
0.0m	kg			*7570	6310	5640	3450	3640	2300	*2210	1740	7.28
-1.5m	kg	*4670	*4670	*9160	6220	5540	3370	3600	2260	*2660	1930	6.74
-3.0m	kg			*7480	6290	*5120	3390			*3470	2430	5.77

4.60 m (15' 1") boom 3.00 m (9' 10") arm equipped with 3300kg counter weight and 600mm (24") Triple grouser shoe.

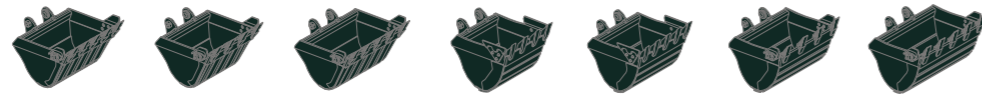
Lift-point height m	Lift-point radius								At max. Reach			
	1.5 m		3.0 m		4.5 m		6.0 m		Capacity		Reach	
											m	
9.0m	kg									*4490	*4490	1.37
7.5m	kg			*3550	*3550	*2750	*2750			*2330	*2330	4.71
6.0m	kg			*3040	*3040	*3280	*3280	*2330	*2330	*1980	*1980	6.13
4.5m	kg			*3020	*3020	*3520	*3520	*3320	2780	*1870	*1870	6.95
3.0m	kg			*6500	*6500	*4790	4180	*4010	2690	*1880	*1880	7.38
1.5m	kg			*8920	7170	*5720	3910	3980	2580	*1980	1850	7.49
0.0m	kg			*7570	6780	5990	3720	3880	2480	*2210	1890	7.28
-1.5m	kg	*4670	*4670	*9160	6690	5890	3630	3830	2440	*2660	2090	6.74
-3.0m	kg			*7480	6760	*5120	3650			*3470	2620	5.77

- Lifting capacity are based on ISO 10567.
- Lifting capacity of HX Series does not exceed 75% of tipping load with the machine on firm level ground or 87% of full hydraulic capacity.
- The Lift-point is bucket pivot mounting pin on the arm(without bucket mass).
- (*) indicates load limited by hydraulic capacity.

BUCKET SELECTION GUIDE & DIGGING FORCE

BUCKETS

All buckets are welded with high-strength steel.



SAE heaped m ³	0.58	0.52	0.65	◆ 0.50	◆ 0.61	0.66	0.77
---------------------------	------	------	------	--------	--------	------	------

Capacity m ³	Width mm	Weight kg	Tooth EA	Recommendation mm							
				2800 kg CWT							
				4100 Mono Boom		4600 Mono Boom		4940 2PC Boom			
SAE Heaped	CECE Heaped	Without Side Cutters	With Side Cutters	1900 Arm	2100 Arm	2500 Arm	3000 Arm	2100 Arm	2500 Arm		
0.58	0.50	950	1110	438	5	●	●	●	○	●	○
0.52	0.46	870	1020	406	4	●	●	●	●	●	●
0.65	0.56	1060	1210	459	5	●	●	○	■	○	■
◆ 0.50	0.45	762	800	439	4	●	●	●	●	●	●
◆ 0.61	0.54	914	952	490	5	●	●	○	■	○	■
0.66	0.58	1050	1110	493	4	●	○	○	■	○	■
0.77	0.68	1200	1260	543	5	●	■	■	▲	■	▲
3300 kg CWT											
0.58	0.50	950	1110	438	5	●	●	●	○	●	○
0.52	0.46	870	1020	406	4	●	●	●	●	●	●
0.65	0.56	1060	1210	459	5	●	●	○	○	○	○
◆ 0.50	0.45	762	800	439	4	●	●	●	●	●	●
◆ 0.61	0.54	914	952	490	5	●	●	○	○	○	○
0.66	0.58	1050	1110	493	4	●	●	○	■	○	■
0.77	0.68	1200	1260	543	5	●	○	■	▲	■	▲

◆ Hammerless tooth bucket

- Applicable for materials with density of 2100 kg/m³ or less
- Applicable for materials with density of 1800 kg/m³ or less
- Applicable for materials with density of 1500 kg/m³ or less
- ▲ Applicable for materials with density of 1200 kg/m³ or less
- X Not Recommended

DIGGING FORCE

Boom	Length	mm	4100 Mono Boom		4600 Mono Boom			4900 2PC Boom		Remark
			Weight	kg	1051	1091			1461	
Arm	Length	mm	1900		2100		2500		3000	
			Weight	kg	634	654	714	749	654	714
Bucket Digging Force	SAE	kN	88 [95]	88 [95]	88 [95]	88 [95]	88 [95]	88 [95]	88 [95]	88 [95]
		kgf	8955 [9720]	8960 [9730]	8960 [9730]	8956 [9720]	8960 [9730]	8960 [9730]	8960 [9730]	8960 [9730]
	ISO	kN	103 [112]	103 [112]	103 [112]	103 [112]	103 [112]	103 [112]	103 [112]	103 [112]
		kgf	10490 [11390]	10497 [11400]	10497 [11400]	10492 [11390]	10497 [11400]	10497 [11400]	10497 [11400]	10497 [11400]
Arm Crowd Force	SAE	kN	82 [89]	74 [80]	63 [68]	56 [61]	74 [80]	63 [68]	63 [68]	63 [68]
		kgf	8360 [9080]	7506 [8150]	6396 [6940]	5711 [6200]	7506 [8150]	6396 [6940]	6396 [6940]	6396 [6940]
	ISO	kN	86 [94]	77 [84]	65 [71]	58 [63]	77 [84]	65 [71]	65 [71]	65 [71]
		kgf	8785 [9540]	7863 [8540]	6665 [7240]	5924 [6430]	7863 [8540]	6665 [7240]	6665 [7240]	6665 [7240]

Note: Boom weight includes arm cylinder, piping, and pin
 Arm weight includes bucket cylinder, linkage, and pin

STANDARD/OPTIONAL EQUIPMENT

ENGINE	STD	OPT
Engine Auto Idle	●	
Engine Auto Shutdown Control	●	
Emergency Engine Stop Switch	●	

HYDRAULIC SYSTEM	STD	OPT
3-Power Mode, 2-Work Mode, User Mode	●	
Variable Power Control	●	
EPIC (Electric Pump Independent Flow)	●	
Attachment Mode Flow Control	●	
Hyundai Bio Hydraulic oil (HBHO)		●

CAB & INTERIOR	STD	OPT
Rise-Up Type Windshield Wiper	●	
Radio / USB Player	●	
Handsfree Mobile Phone System with USB	●	
12V Power Outlet (24V DC to 12V DC converter)	●	
Electric Horn	●	
All-Weather Steel Cab with 360° Visibility	●	
Safety glass - Tempered glass	●	
Safety glass - Tempered glass with front laminated glass		●
Sliding Fold-In Front Window	●	
Sliding Side Window (LH)	●	
Lockable Door	●	
Storage Compartment	●	
Ashtray & Cigar Lighter		●
Transparent Cabin Roof-Cover	●	
Sun Visor	●	
Door And Cab Locks, One Key	●	
Mechanical Suspension Seat With Heater	●	
Pilot-Operated Slidable Joystick	●	
Console Box Height Adjust System	●	
Air Conditioner & Heater	●	
Defroster	●	
Starting Aid (Air Grid Heater) for Cold Weather	●	
8" LCD Display	●	
Engine Speed or Trip Meter / Accel.	●	
Engine Coolant Temperature Gauge	●	
Max Power	●	
Low Speed / High Speed	●	
Auto Idle	●	
Overload warning with alarm	●	
Check Engine	●	
Air Cleaner Clogging	●	
Indicators	●	
ECO Gauges	●	
Fuel Level Gauge	●	
Hyd. Oil Temperature Gauge	●	
Fuel Warmer	●	
Warnings	●	
Communication Error	●	
Low Battery	●	
Clock	●	
Cabin Lights	●	
Cabin Front Window Rain Guard	●	
Cabin Roof-Steel Cover		●
Adjustable Air Suspension Seat With Heater		●
FOG (Falling Object Protective Structure) - ISO 10262 Level 2		●
ROPS (Roll Over Protective Structures) - ISO 12117-2	●	

SAFETY	STD	OPT
Lifting Mode	●	
Auto Safety Lock	●	
Seatbelt Warning Alarm	●	
Battery Master Switch	●	
Rear View Camera	●	
Rear & Mirror View Camera		●
AAVM (Advanced Around View Monitoring)		●
Four Front Working Lights (2 Boom Mounted, 2 Front Frame Mounted)	●	
Travel Alarm	●	
Beacon Lamp		●
Automatic Swing Brake	●	
Boom Holding System	●	
Arm Holding System	●	
Safety Lock Valve For Boom Cylinder With Overload Warning Device	●	
Safety Valve For Dozer Blade Cylinder	●	
Safety Lock Valve For Arm Cylinder	●	
Swing Lock System		●
Three Outside Rearview Mirror	●	
Guardrail - Boxing Ring		●

ATTACHMENT	STD	OPT
Booms		
4.1 m Mono		●
4.6 m Mono	●	
4.9 m 2-Piece		●
Arms		
1.9 m		●
2.1 m		●
2.5 m	●	
3.0 m		●

OTHER	STD	OPT
Fuel Pre-Filter	●	
Fuel Warmer	●	
Pre-Cleaner		●
Coolant Heater		●
Self-Diagnostics System	●	
Hi MATE (Remote Management System)	●	
Batteries (2 x 12 V x 100 AH)	●	
Fuel Filler Pump (20 lpm)		●
Single-Acting Piping Kit (Breaker, Etc.)		●
Double-Acting Piping Kit (Clamshell, Etc.)	●	
Proportional Auxiliary Hydraulic System		●
2 Way Proportional RCV & Pedal Control Selection		●
Rotating Piping Kit		●
Bucket Line Dividing Kit		●
Air Compressor		●
Quick Coupler Piping		●
Quick Coupler		●
One Pedal Straight Travel System		●
Accumulator For Lowering Work Equipment	●	
Pattern Change Valve (2 Patterns)		●
Fine (Cushion/Free) Swing Control		●
Tool Kit		●

UNDERCARRIAGE	STD	OPT
Lower Frame Under Cover	●	
Dozer Blade		●
Track Shoes		
Triple Grousers Shoes (500 mm)		●
Triple Grousers Shoes (600 mm)	●	
Triple Grousers Shoe (700 mm)		●
Rubber Pad (500mm)		●
Track Pad - Bolting Type (600mm)		●
Triple Grousers Shoe (700 mm) - H/W		●
Triple Grousers Shoe (800 mm) - H/W		●
Track Guard	●	
Full Track Guard - H/W		●

- * Standard and optional equipment may vary. Contact your Hyundai dealer for more information. The machine may vary according to international standards.
- * The photos may include attachments and optional equipment that are not available in your area.
- * Materials and specifications are subject to change without advance notice.

HYUNDAI

Specifications and design are subject to change without notice. Pictures of Hyundai Construction Equipment Europe products may show other than standard equipment.

Hyundai Construction Equipment Europe nv.
Hyundailaan 4, 3980 Tessenderlo, Belgium.
Tel: (32) 14-56-2200 Fax: (32) 14-59-3405

READY TO CHANGE YOUR WORLD?

Contact your Hyundai dealer.
hyundai-ce.eu/en/dealer-locator